

Governor Wentworth
ARTS Council
PO Box 1578
Wolfeboro, NH
03894

Governor Wentworth Arts Council

WINTER 2020-21

wolfeboroarts.org

A quarterly publication for members and arts supporters

2
Message from
the President

3
"Thank You"

4
GWAC Member
Activity

5
Local Lessons

6
national Museums
- Virtual Tours

Front Cover
Watercolor by
Rebecca Bense
contact her:
[rebecca.s.bense@
gmail.com](mailto:rebecca.s.bense@gmail.com)



MESSAGE from the President

A Long Winter Ahead....

The pandemic is keeping us away from our usual celebrations and for some, patience is wearing thin. 'Keeping your distance' has a brand new meaning these days, with no gatherings in site till hopefully spring. Take comfort in knowing that you are not alone with these thoughts. Jump into new work - in times of strife, can come fabulous gems!

Please continue to send your photos of artworks to Jeannette; j@virgodesignstudio.com and she will post them in our regular eART Clips which will soon be coming to you reformatted as Mail Chimp. Our newest member Michelle Frahm will be taking the helm of our social media - Facebook, Instagram and website posts this winter. We are excited about our new outreach platforms! - Yay Michelle!

The downtown window location at the Gun Closet is no longer available to us for our display/sale space. We are getting creative about a new location for artists to display/sell their work with us on our website, read further for details on pg 4

A GWAC team has been formed to organize GWAC Art Classes. The group has arranged a starting point of classes virtually, LOCAL LESSONS, with the hopes of moving the classes live once the urgency of the pandemic has passed. Please read more on pg 5

Our fundraising efforts this past 2020 were at \$0 and so we have come together to formulate what we hope is growth in 2021. If you are considering a donation to a local non-profit, please consider the Arts Council - we can use your support at this time. Checks payable to GWAC Mail to PO Box 1578, Wolfeboro, NH 03894 - *thank you!*

Here's looking to a New Year 2021! Wishing you - refreshing ideas, creative inspiration and personal and professional growth!

HAPPY NEW YEAR 2021!

best regards,

Jerome Holden,

President GWAC 2020-21

Custom Lettering by JC Signs
Winning Antique Race Boat
Jerome/JC Signs can be reached;
signpro@jcsigns.com



OFFICERS 2020

President

Jerome Holden

Vice President

Lauren Hammond

Secretary

Judi Lemaire

Treasurer

Lorrie Drake

COMMITTEES

Membership & Marketing

Jeannette D'Onofrio

Social Media & Website

Michelle Frahm

Priscilla Hodges Scholarship

Linda MacDonald

GWAC ART Displays

Debbie Hopkins, Jerome Holden

Grants to Libraries & Art Education Fund

Rebecca Bense

ART Classes - Team

Lauren Hammond, Becky Bense,
Elizabeth Helfer

Newsletter/eART Clips

Jeannette D'Onofrio

Email Art News to:

j@virgodesignstudio.com

(Spring Deadline: March 1, 2021)

info@wolfeboroarts.org



Editorial Credits

Jerome Holden,
Kingswood Youth Center,
Northeastern Ballet Theatre,
Rebecca Bense, Lauren Hammond,
"The Guardian", Jeannette D'Onofrio

Photo Credits

Artists' work noted on each page

This edition was electronic only
no printed copies



printing provided by:

Lilac Printing
189 Wakefield St.
Rochester, NH 03867
603-332-0511 lilacprinting.com

“Thank you” from KYC

To Everyone with the Governor Wentworth Arts Council,

I want to thank you again for your contributions to the Kingswood Youth Center's picnic table project and report that the project is complete. This project was scheduled for spring, but was pushed to fall owed to the COVID Pandemic.

We constructed two tables from start to finish, going with a natural clear stain finish. Additionally, we refurbished two of the KYC's existing tables, creating a 'KYC Brand' design that matches our building. Students showed creativity and practiced painting skills, carpentry, and teamwork. Students worked on every step, measuring, marking, painting, staining, sanding, fastening, and assembling (for safety, I made all the cuts).

We believe that these kinds of enrichment opportunities are more important than ever while students cope with the challenges of hybrid and remote learning. Thank you for funding this project and making these opportunities possible.

I'm attaching a few photos. More photos can be found on our blog: <http://thekyc.org/fall-picnic-table-projects/>.

Happy Holidays!

—
Zachary Porter, MS
Executive Director



GWAC Member Activity

GWAC ARTISTS Exhibit & Sell Their Work On GWAC Website

...from Jerome Holden



GWAC artists will be able to advertise their artwork with prices on the GWAC website. This is a good resource for artists to sell their artwork. Their contact information will be provided on the site, and sales will be made through the artist, not through GWAC.

Our Member Artists will still be listed on the website as is, however, we will have an additional page called the **FOR SALE GALLERY**. On this page, our members will have the opportunity to place their work pictured with contact information and price of the item. The outside purchaser will contact the GWAC member directly for the sale/or possibly commission of future work.

GWAC asks that all sales from this point of purchase have a 20% donation from the artist from the sale of that item. 80% is retained by the artist. This is a similar way we sell/display at Huggins Hospital and at the Meredith Village Savings Bank.

If you would like to participate on the **FOR SALE GALLERY** page, please contact Jerome; signpro@jcsigns.com or call him directly **569-5335** for the details.

Your photo must be a high resolution jpg. GWAC will not be liable for false or misleading information during the sale. All efforts will be made to conduct the post as efficiently as possible. It is the responsibility of the artist to contact the purchaser and make arrangements for the sale/pick up location.

Once an item has been sold, the artist must notify GWAC, and that item will be removed from the GALLERY location - or a new piece may be put in place by the artist.

We would like to limit the number of art works for sale by each member to 3 for the time being. This may change if the site becomes more/less frequently visited.

We invite your feedback and comments about this new location for our member artists' sale location. The web page should be up and active by January 2021.



NBT
northeastern *Ballet* theatre

Northeastern Ballet Theatre (NBT) is excited to announce that our pas de deux from our 2019 *The Nutcracker* featuring Naomi Sawyer and Assaf Benchetrit won first place at the virtual Nutcracker competition held by Universal Ballet Competition!

This one-of-a-kind event allowed individual dancers and studios to upload performances and compete for a chance to be a part of the first ever Virtual Nutcracker Performance. All the winning performances of each category will be pieced together to form one continuous recital of the beloved Nutcracker. The competition was judged by industry leading artists. Criteria was based on choreography, technique and performance quality of each piece. You can view all of the winners on Saturday, December 19 at 1pm on their website: <https://www.universalballetcompetition.com/virtual-competition-schedule/>.

We are thrilled and want to send our warmest congratulations to Naomi and Assaf, our always spectacular couple!

If you didn't get the chance to see Northeastern Ballet Theatre's *The Nutcracker* last year or would like to see it again, we are offering it online through NBT at Home, along with *The Legend of Sleepy Hollow* and *The Wizard*, two Edra Toth original ballets from 2019.

For more information about NBT at Home please visit <https://nbtathome.com>. For more information regarding Northeastern Ballet Theatre's classical ballet classes for all ages, 3 through adult, and all abilities, beginner through professional, please visit: www.northeasternballet.org.

(photo credit Peter Murray)



GWAC Call for Instructors.....

We're looking for art instructors! GWAC is offering a new series of classes called **LOCAL LESSONS**. The goal of the classes is to share local art expertise and raise money for GWAC arts initiatives.


Are you available to teach in 2021? Can you teach an art topic that you know well? This can range from an introductory class to a workshop on a specific technique.

We don't know when the pandemic will be over, so start of classes will be taught through Zoom. If you're not sure how that would work for your class, don't worry, we'll help!

For more information, please contact Becky Bense at: rebecca.s.bense@gmail.com

REGISTRATION FOR CLASSES BEGINS JANUARY 2021

WATERCOLORS



**GWAC
Classes
on
ZOOM**

Watercolor Painting (Adult Beginner/Intermediate) Instructor - Rebecca Bense

Have you always wanted to learn to Paint with Watercolors? No time like the present!

The Governor Wentworth Arts Council (GWAC) is offering an affordable way to study with an experienced art teacher right in your own home.

When: Classes start Thursday, February 18, 2021 - 4 weekly sessions of 2 hours each, 6pm to 8pm via ZOOM.

The cost is \$80.00 for GWAC members / \$100.00 for non-members. Payment can be made on the GWAC website; www.wolfboroarts.org

The class will cover basic watercolor techniques while incorporating the elements of art; line, shape, value, etc.

The beginning student will get a good understanding of how to use watercolor and the intermediate student will sharpen their skills.

SUPPLIES

Generally bring what you have. You don't have to spend a lot of money especially if you are simply exploring the medium.

Paper - Ideally folks are using 100% cotton, 140 lb. or more, cold pressed paper. I paint on Arches or Fabriano Artistico paper. If you are going to spend money, buy good paper. Some folks think they cannot paint and it is due to using inferior paper.

Watercolor Paint - Use what you have. If you are buying paint and are able - buy tubes of Winsor and Newton, Daniel Smith or Holbien ...in the following colors:

Blue - Ultramarine blue, Cerulean and Prussian.

Reds - Permanent Alizarin Crimson or Permanent Rose and Cadmium Free Medium Red or Scarlet Red

Yellows - New Gamboge or Quinacridone Gold and Lemon Yellow or Cadmium Free Medium Yellow

Others - Burnt Sienna

Brushes - If you need to buy brushes, try Miller's Golden Fleece brushes from a company called "Cheap Joe's". These are synthetic brushes and are reasonably priced. Purchase a 1/2" flat and an #8 or #10 round, plus a small round like a #2. Those 3 brushes will take you a long way into your studies of the medium.

Miscellaneous - hair dryer, salt, medium release masking tape, something white and non-porous to mix paint on, bucket for water and paper towels.

GWAC member, Rebecca Bense has volunteered to teach the class. She has been a watercolorist for almost 20 years and has been teaching for 7, both in person and online. Her knowledge of the subject is extensive and her students find her positive teaching style both encouraging and helpful. Please sign up today at www.wolfboroarts.org to guarantee your spot - the class is limited to 10 students, don't miss out!

For more information please contact rebecca.s.bense@gmail.com directly.

Learn to Draw What You See! (Beginner Pre-Teen to Adult) Instructor - Lauren Hammond

In this beginner Zoom drawing class, you will learn how to draw what you see. Using basic household objects as a source, we will cover topics such as shape, line, grayscale, shading, lighting, negative and positive space. All you need to get started is a pencil and paper and a way to angle your paper. Taping paper to a wall will work fine, or a drawing board or an easel is good too. Recommended for ages 12 and up. Questions? Please email; lahammond799@gmail.com.

The cost is \$80.00 for GWAC members / \$100.00 for non-members. Payment can be made on the GWAC website; www.wolfboroarts.org

When: Classes are Tuesdays - February 2, 9, 16, 23 from 6:30 to 8:00pm on Zoom.

SUPPLIES

The least of what you will need is a #2 pencil and some paper (copy paper is fine) If you are really interested in purchasing some supplies you could try:

Artists drawing pencils H, HB, 2B, 4B, 6B

Kneaded rubber eraser

Drawing pad 11X14

Exacto blade or pencil sharpener

Viewfinder - or you can use an old slide holder or make one from a piece of heavy paper.

Tape (to tape your paper to a wall)

GWAC member, Lauren Hammond attended UNH graduating in the 1980s and has been painting and drawing ever since. Currently, she lives in Wolfeboro and teaches Instructional Support and Afternoon Studio Art at Brewster Academy.



**Learn to
Draw What You See**



(Credits : Antonia Wilson *THE GUARDIAN* Mon 23 Mar 2020)

**The originals are out of reach for now, but you can still see world-class art
– without the queues or ticket prices – with an online tour of these famous museums...**

Art lovers can view thousands of paintings, sculptures, installations and new work online – many in minute detail – as well as explore the museums themselves. There are various platforms: from interactive, 360-degree videos and full “walk-around” tours with voiceover descriptions to slideshows with zoomable photos of the world’s greatest artworks. And many allow viewers to get closer to the art than they could do in real life. So, take a break from the news, enter full-screen mode and start your art adventure in sunny California ...

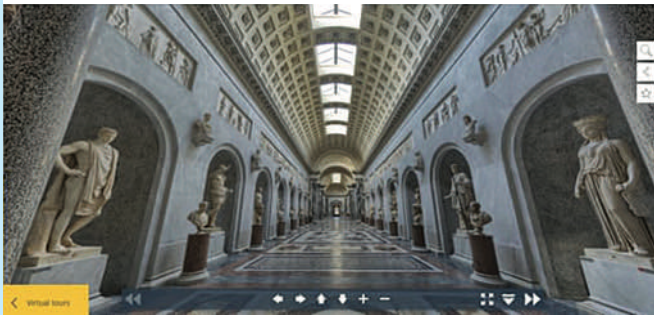
J Paul Getty Museum, Los Angeles

With more than 6,000 years worth of creative treasures, the Getty is one of the best places for art on the west coast of the US. Go from neolithic clay figures to Van Gogh’s *Irises* and Renoir’s *La Promenade* – just two of many artworks that feature in the virtual tour. As with several of our selection, Google Arts and Culture offers a “museum view” tool to look inside gallery spaces, with clickable artworks presenting further information. The Getty’s sunny sculpture plaza and garden terrace are worth adding to your digital trip, via another viewing platform, Xplorit. • getty.edu




Vatican Museums, Rome

Soaring vaulted ceilings, intricate murals and tapestries, the Vatican’s museums are creatively rich sites. Don’t forget to look up when exploring the seven spaces in the museum’s virtual tour, to gawp at a series of 360-degree images, including the Sistine Chapel. Wander around the rest of Vatican City with a You Visit tour that takes in Saint Peter’s Basilica and Square, complete with a tour guide narrating each interactive space. • museivaticani.va




Guggenheim, New York

Frank Gehry’s sculptured titanium and steel building, on the banks of the Nervión River, is one of the world’s most distinctive art spaces. The interactive tour takes viewers around its collection of postwar American and European painting and sculpture – Rothko, Holzer, Koons, Kapoor – and even down between the weathered curves of Serra’s *Matter of Time* (turn left at the entrance). • guggenheim-bilbao.eus



National Gallery, London

A backdrop to London’s four lions in Trafalgar Square, the National is home to 2,300 publicly-owned paintings, watercolours, drawings and other European art from the 13th to the mid-20th century. There are seven exhibition spaces of Renaissance art and the Central Hall to explore in its 360-view virtual touring pages, from portraits to large dramatic altarpieces. • nationalgallery.org.uk





"Mask Maker, Mask Maker, Make Me A Mask"
created by Robin Cornwell
Contact her: robinsnest@metrocast.net